



**AOA**  
AUSTRALIAN  
ORTHOPAEDIC  
ASSOCIATION

## TWO-FACTOR AUTHENTICATION FOR CPD

### OPTION ONE: SALESFORCE

Download the Salesforce app from [Apple App Store](#) or [Google Play](#)

Should you require assistance, please contact AOA IT support at [ithelp@aoa.org.au](mailto:ithelp@aoa.org.au)

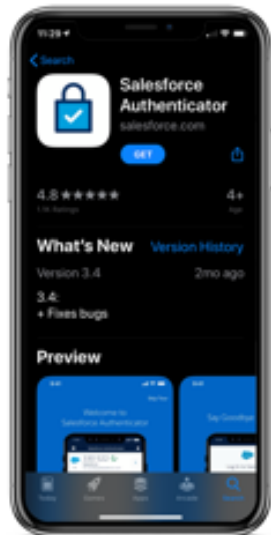
# Salesforce Authenticator: Register the App

1. Install Salesforce Authenticator on your mobile device. It's available from the Apple App Store or Google Play.

2. On your computer, log in to your account. You may be prompted to verify your identity with a one-time passcode via email or text message.

3. Select **Use the Salesforce Authenticator mobile app**.

4. The Connect Salesforce Authenticator screen displays.



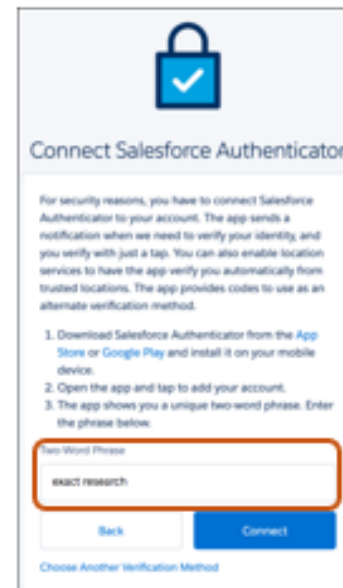
# Salesforce Authenticator: Register the App *continued*

5. On your mobile device, open Salesforce Authenticator and tap **Add an Account**.

6. The app displays a two-word phrase.

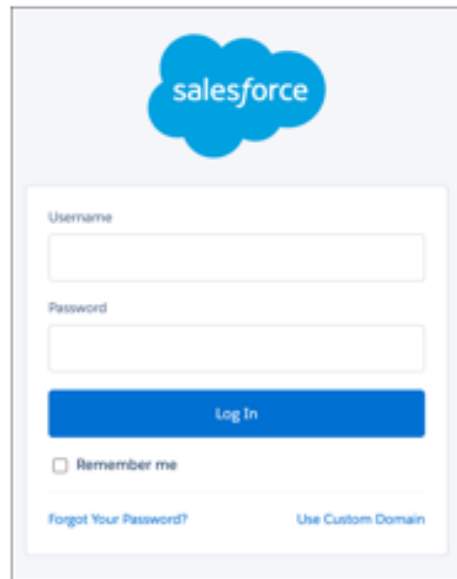
7. On your computer, enter the phrase in the Two-Word Phrase field. Then click **Connect**.

8. In Salesforce Authenticator, verify that the connection details are correct, then tap **Connect**.

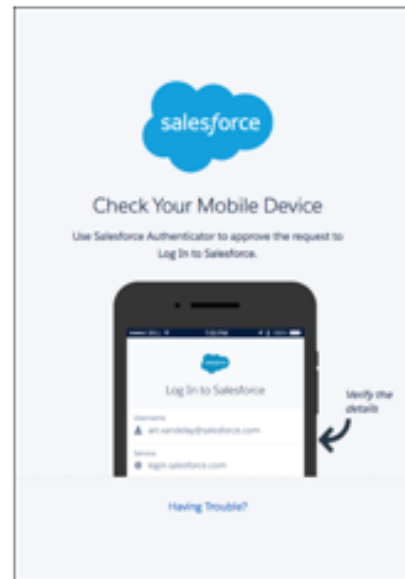


# Salesforce Authenticator: Logging In

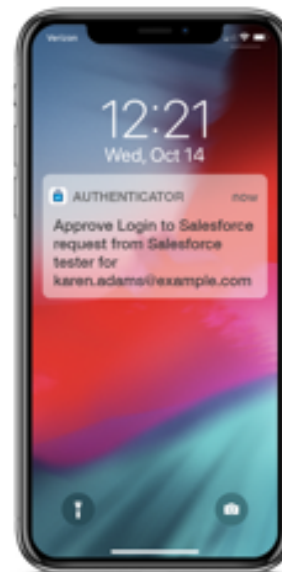
1. On the login screen, enter your username and password, as usual.



2. Salesforce prompts you to use Salesforce Authenticator to verify your identity.



3. On your mobile device, respond to the push notification to open Salesforce Authenticator.



4. In Salesforce Authenticator, verify that the login request is from you, then tap **Approve**.

You're successfully logged in to your account.

